


**Sovella**<sup>®</sup>  
HUMAN WORKSPACE



**TL** ADVANTAGE

# Workstation Series



DEDICATED TO HUMAN WORKSPACE

[www.sovella.us](http://www.sovella.us)

**Sovella - TL Advantage workstations** are well suited for a variety of applications, including: assembly, burn-in, test, repair, lab, and many light manufacturing applications. TL Advantage utilizes an industry-exclusive standard ESD Semi-Conductive paint (proprietary process) and can be outfitted with a plethora of standard accessories. With its incredible strength, flexibility, and durability, the TL Advantage workstation is the most cost effective ergonomic workstation solution on the market today. Workstations are available in 6 widths, stationary or mobile configurations, and is easily assembled with 4 simple tools.



## Product Specifications:

- **Paint** - Semi Conductive ESD Paint Standard - Proprietary Process
- **Color** - 35 Sovella Light Grey
- **Work Surfaces** – Ergonomic 180 degree rolled front edge for maximum comfort
- **ESD Worksurfaces** - Sovella uses Micastat® Dissipative Laminate. Meets ANSI/ESD s20.20 requiring RTG < 109 Ohms per ESD s4.1
- **Shelves** can be placed above and below worksurface
- **Height Range** – Work Surface height is adjustable in 1” increments along the full length of uprights.
- **Load Capacity** - Work Surface - 330 Lbs  
TLA Upright frame - 880 Lbs. overall capacity
- **Clean Rooms** - Suitable for use in Class 10,000 Clean Rooms
- **Tools needed** - #1 Phillips, 13mm & 19mm Combo Wrench, 5mm Allen Wrench



**Sovella TL Advantage Pre-Configured Single Sided Starter Work Station 75.59" H**

Item No.	Configuration
14-C12541302	TL Advantage SSS 48"W x 30" D w/ Steel Shelf, 6 outlet power, 2-Bulb Light, foot rest w/ PF Laminate
14-C12541304	TL Advantage SSS 60"W x 30" D w/ Steel Shelf, 6 outlet power, 2-Bulb Light, foot rest w/ PF Laminate
14-C12541305	TL Advantage SSS 72"W x 30" D w/ Steel Shelf, 6 outlet power, 2-Bulb Light, foot rest w/ PF Laminate
14-C12535302	TL Advantage SSS 48"W x 30" D w/ Steel Shelf, 6 outlet power, 2-Bulb Light, foot rest w/ PF <b>ESD</b> Laminate w/ Ground Cord
14-C12535304	TL Advantage SSS 60"W x 30" D w/ Steel Shelf, 6 outlet power, 2-Bulb Light, foot rest w/ PF <b>ESD</b> Laminate w/ Ground Cord
14-C12535305	TL Advantage SSS 72"W x 30" D w/ Steel Shelf, 6 outlet power, 2-Bulb Light, foot rest w/ PF <b>ESD</b> Laminate w/ Ground Cord



**Sovella TL Advantage Pre-Configured Single Sided Add On Work Station 75.59" H**

Item No.	Configuration
14-C12541308	TL Advantage SSA 48"W x 30" D w/ Steel Shelf, 6 outlet power, 2-Bulb Light, foot rest w/ PF Laminate
14-C12541310	TL Advantage SSA 60"W x 30" D w/ Steel Shelf, 6 outlet power, 2-Bulb Light, foot rest w/ PF Laminate
14-C12541311	TL Advantage SSA 72"W x 30" D w/ Steel Shelf, 6 outlet power, 2-Bulb Light, foot rest w/ PF Laminate
14-C12535308	TL Advantage SSA 48"W x 30" D w/ Steel Shelf, 6 outlet power, 2-Bulb Light, foot rest w/ PF <b>ESD</b> Laminate w/ Ground Cord
14-C12535310	TL Advantage SSA 60"W x 30" D w/ Steel Shelf, 6 outlet power, 2-Bulb Light, foot rest w/ PF <b>ESD</b> Laminate w/ Ground Cord
14-C12535311	TL Advantage SSA 72"W x 30" D w/ Steel Shelf, 6 outlet power, 2-Bulb Light, foot rest w/ PF <b>ESD</b> Laminate w/ Ground Cord



**Sovella TL Advantage Pre-Configured Double Sided Starter Work Station 75.59" H**

Item No.	Configuration
14-C12541314	TL Advantage DSS 48"W x 30" D w/ Steel Shelf, 6 outlet power, 2-Bulb Light, foot rest w/ PF Laminate
14-C12541316	TL Advantage DSS 60"W x 30" D w/ Steel Shelf, 6 outlet power, 2-Bulb Light, foot rest w/ PF Laminate
14-C12541317	TL Advantage DSS 72"W x 30" D w/ Steel Shelf, 6 outlet power, 2-Bulb Light, foot rest w/ PF Laminate
14-C12535314	TL Advantage DSS 48"W x 30" D w/ Steel Shelf, 6 outlet power, 2-Bulb Light, foot rest w/ PF <b>ESD</b> Laminate w/ Ground Cord
14-C12535316	TL Advantage DSS 60"W x 30" D w/ Steel Shelf, 6 outlet power, 2-Bulb Light, foot rest w/ PF <b>ESD</b> Laminate w/ Ground Cord
14-C12535317	TL Advantage DSS 72"W x 30" D w/ Steel Shelf, 6 outlet power, 2-Bulb Light, foot rest w/ PF <b>ESD</b> Laminate w/ Ground Cord



**Sovella TL Advantage Pre-Configured Double Sided Add On Work Station 75.59" H**

Item No.	Configuration
14-C12541320	TL Advantage DSA 48"W x 30" D w/ Steel Shelf, 6 outlet power, 2-Bulb Light, foot rest w/ PF Laminate
14-C12541322	TL Advantage DSA 60"W x 30" D w/ Steel Shelf, 6 outlet power, 2-Bulb Light, foot rest w/ PF Laminate
14-C12541323	TL Advantage DSA 72"W x 30" D w/ Steel Shelf, 6 outlet power, 2-Bulb Light, foot rest w/ PF Laminate
14-C12535320	TL Advantage DSA 48"W x 30" D w/ Steel Shelf, 6 outlet power, 2-Bulb Light, foot rest w/ PF <b>ESD</b> Laminate w/ Ground Cord
14-C12535322	TL Advantage DSA 60"W x 30" D w/ Steel Shelf, 6 outlet power, 2-Bulb Light, foot rest w/ PF <b>ESD</b> Laminate w/ Ground Cord
14-C12535323	TL Advantage DSA 72"W x 30" D w/ Steel Shelf, 6 outlet power, 2-Bulb Light, foot rest w/ PF <b>ESD</b> Laminate w/ Ground Cord

## Accessories for TL Advantage



### TL Advantage Single-Sided Starter Assemblies - 2-75.59"H Upright Columns, 2 Spacer Bars

Item No.	Configuration
14-C12535352	TL Advantage 30" W x 75.59" h Single Sided Starter Assembly
14-C12535353	TL Advantage 36" W x 75.59" h Single Sided Starter Assembly
14-C12535354	TL Advantage 48" W x 75.59" h Single Sided Starter Assembly
14-C12535355	TL Advantage 53" W x 75.59" h Single Sided Starter Assembly
14-C12535356	TL Advantage 60" W x 75.59" h Single Sided Starter Assembly
14-C12535357	TL Advantage 72" W x 75.59" h Single Sided Starter Assembly



### TL Advantage Single-Sided Add-on Assemblies - 1-75.59"H Center Upright Column, 2 Spacer Bars

Item No.	Configuration
14-C12535358	TL Advantage 30" W x 75.59" h Single Sided Add-on Assembly
14-C12535359	TL Advantage 36" W x 75.59" h Single Sided Add-on Assembly
14-C12535360	TL Advantage 48" W x 75.59" h Single Sided Add-on Assembly
14-C12535361	TL Advantage 53" W x 75.59" h Single Sided Add-on Assembly
14-C12535362	TL Advantage 60" W x 75.59" h Single Sided Add-on Assembly
14-C12535363	TL Advantage 72" W x 75.59" h Single Sided Add-on Assembly



### TL Advantage Double-Sided Starter Assemblies - 2-75.59"H Upright Columns, 2 Spacer Bars

Item No.	Configuration
14-C12535364	TL Advantage 30" W x 75.59" h Double Sided Starter Assembly
14-C12535365	TL Advantage 36" W x 75.59" h Double Sided Starter Assembly
14-C12535366	TL Advantage 48" W x 75.59" h Double Sided Starter Assembly
14-C12535367	TL Advantage 53" W x 75.59" h Double Sided Starter Assembly
14-C12535368	TL Advantage 60" W x 75.59" h Double Sided Starter Assembly
14-C12535369	TL Advantage 72" W x 75.59" h Double Sided Starter Assembly



### TL Advantage Double-Sided Add-on Assemblies - 1-75.59"H Center Upright Column, 2 Spacer Bars

Item No.	Configuration
14-C12535370	TL Advantage 30" W x 75.59" h Double Sided Add-on Assembly
14-C12535371	TL Advantage 36" W x 75.59" h Double Sided Add-on Assembly
14-C12535372	TL Advantage 48" W x 75.59" h Double Sided Add-on Assembly
14-C12535373	TL Advantage 53" W x 75.59" h Double Sided Add-on Assembly
14-C12535374	TL Advantage 60" W x 75.59" h Double Sided Add-on Assembly
14-C12535375	TL Advantage 72" W x 75.59" h Double Sided Add-on Assembly



### Work Surface Assemblies (for Single- and Double-Sided) - non-ESD w/ Grey PF Laminate

Item No.	Configuration
14-C12535328	TL Advantage Work Surface Assembly (un-assembled) 30" W x 30" D PF Laminate non-ESD
14-C12535329	TL Advantage Work Surface Assembly (un-assembled) 36" W x 30" D PF Laminate non-ESD
14-C12535330	TL Advantage Work Surface Assembly (un-assembled) 48" W x 30" D PF Laminate non-ESD
14-C12535331	TL Advantage Work Surface Assembly (un-assembled) 53" W x 30" D PF Laminate non-ESD
14-C12535332	TL Advantage Work Surface Assembly (un-assembled) 60" W x 30" D PF Laminate non-ESD
14-C12535333	TL Advantage Work Surface Assembly (un-assembled) 72" W x 30" D PF Laminate non-ESD



### Work Surface Assemblies (for Single- and Double-Sided) - ESD w/ Grey PF Laminate & Ground Cord

Item No.	Configuration
14-C12535334	TL Advantage Work Surface Assembly (un-assembled) 30" W x 30" D PF <b>ESD</b> Laminate w/ Ground Cord
14-C12535335	TL Advantage Work Surface Assembly (un-assembled) 36" W x 30" D PF <b>ESD</b> Laminate w/ Ground Cord
14-C12535336	TL Advantage Work Surface Assembly (un-assembled) 48" W x 30" D PF <b>ESD</b> Laminate w/ Ground Cord

Accessories con't.




**Work Surface Assemblies (for Single- and Double-Sided) - ESD w/ Grey PF Laminate & Ground Cord**

Item No.	Configuration
14-C12535337	TL Advantage Work Surface Assembly (un-assembled) 53" W x 30" D PF <b>ESD</b> Laminate w/ Ground Cord
14-C12535338	TL Advantage Work Surface Assembly (un-assembled) 60" W x 30" D PF <b>ESD</b> Laminate w/ Ground Cord
14-C12535339	TL Advantage Work Surface Assembly (un-assembled) 72" W x 30" D PF <b>ESD</b> Laminate w/ Ground Cord



**Lighting**

Item No.	Configuration
91835004	Light / Balancer rail, front mount, M30, 2 ea 30" tracks
91835007	Light / Balancer rail, front mount, M36, 2ea 36" tracks
91835010	Light / Balancer rail, front mount, M48, 48" & 48" tracks
91835011	Light / Balancer rail, front mount, M53, 2 ea 53" tracks
91835006	Light / Balancer rail, front mount, 2M30 or 3XM20, 2 ea 60" tracks
91835008	Light / Balancer rail, front mount, 2M36, 2 ea 72" tracks
14-9503520	Overhead light 30" housing, 2-24" bulbs, electronic, bulbs included (M36)
14-9503522	Overhead light 42" housing, 2-36" bulbs, electronic, bulbs included (M48, M53)
14-9503524	Overhead light 54" housing, 2-48" bulbs, electronic, bulbs included (M60, M72)
14-9503526	Overhead light 26" housing, 4-18" bulbs, variable intensity, bulbs included (M30, M36)
14-9503527	Overhead light 32" housing, 4-24" bulbs, variable intensity, bulbs included (M36)
14-9503528	Overhead light 44" housing, 4-36" bulbs, variable intensity, bulbs included (M48, M53)
14-9503529	Overhead light 56" housing, 4-48" bulbs, variable intensity, bulbs included (M60, M72)



A

B


**A. Perforated Back Panels**

Item No.	Configuration
860258-35	Perforated panel M30 x 15.35"
860259-35	Perforated panel M36 x 15.35"
E816427-35	Perforated panel M48 x 15.35"
859003-35	Perforated panel M53 x 15.35"
859009-35	Perforated panel M60 x 15.35"
859004-35	Perforated panel M72 x 15.35"

**B. Back Panels/Modesty Panels**

Item No.	Configuration
851892-35	Back Panel/Modesty Panel TLA M30 x 15.74" h
860292-35	Back Panel/Modesty Panel TLA M36 x 15.74" h
E819279-35	Back panel/Modesty Panel TLA M48 x 15.74" h
E819278-35	Back panel/Modesty Panel TLA M53 x 15.74" h
E819277-35	Back panel/Modesty Panel TLA M60 x 15.74" h
E819276-35	Back panel/Modesty Panel TLA M72 x 15.74" h

See pages 90-95 in Sovella's full line catalog for hooks and accessories for perforated panels.



**Bin Rails and Extension Brackets**

Item No.	Configuration
846450-35	Bin rail, M30, 30"
852025-35	Bin rail, M36, 36"
860955-35	Bin rail, light duty, M30, 30"
860956-35	Bin rail, light duty, M36, 36"
E814152-35	Bin Rail, M48, 48"
859001-35	Bin Rail, M53, 53"
E813794-35	Bin Rail, M60, 60"
E814409-35	Bin Rail, M72, 72"
860915-35	Bin rail extension bracket, pair, 4.75"
860916-35	Bin rail extension bracket, pair, 7"
860917-35	Bin rail extension bracket, pair, 9.45"

See page 39 in Sovella's Full Line catalog for Plastic Storage Bins.

## Accessories con't.



### Foot rests

Item No.	Configuration
860947-35	Foot rest, free standing, fixed height
860137-35	Foot rest, free standing
14-94235533	Foot rest, mounts to spacer bar



### Power Bin Rails

Item No.	Configuration
14-9113505	M30 bin rail with 6 outlet power bar, 30"
14-9113506	M30 bin rail with 6 outlet power bar and surge protection, 30"
14-9113507	M30 bin rail with 12 outlet power bar, 30"
14-9113508	M30 bin rail with 12 outlet power bar and surge, 30"
14-9113510	M36 bin rail with 6 outlet power bar, 36"
14-9113511	M36 bin rail with 6 outlet power bar and surge protection, 36"
14-9113512	M36 bin rail with 12 outlet power bar, 36"
14-9113513	M36 bin rail with 12 outlet power bar with surge
14-9113515	M48 bin rail with 6 outlet power bar
14-9113516	M48 bin rail with 6 outlet power bar with surge
14-9113517	M48 bin rail with 12 outlet power bar
14-9113518	M48 bin rail with 12 outlet power bar with surge
14-91135270	M53 bin rail with 6 outlet power bar
14-91135271	M53 bin rail with 6 outlet power bar with surge
14-91135137	M53 bin rail with 12 outlet power bar
14-91135272	M53 bin rail with 12 outlet power bar with surge
14-9113519	M60 bin rail with 6 outlet power bar
14-9113520	M60 bin rail with 6 outlet with surge
14-9113521	M60 bin rail with 12 outlet power bar
14-9113522	M60 bin rail with 12 outlet power bar with surge
14-9113523	M72 bin rail with 6 outlet power bar
14-9113524	M72 bin rail with 6 outlet power bar with surge
14-9113525	M72 bin rail with 12 outlet power bar
14-9113526	M72 bin rail with 12 outlet power bar with surge



### Upper/Lower Steel Shelves

Item No.	Configuration
836028-35	Steel Shelf w/ Lip, M30, 12"X30" (110 Lbs Capacity) 0° or 20° Angle
852770-35	Steel Shelf w/ Lip, M30, 16"X30" (110 Lbs Capacity) 0° or 20° Angle
852283-35	Steel Shelf w/ Lip, M36, 12"X36" (110 Lbs Capacity) 0° or 20° Angle
852769-35	Steel Shelf w/ Lip, M36, 16"X36" (110 Lbs Capacity) 0° or 20° Angle
854480-35	Steel Shelf, M48 (45.94") x 11.81" TL (176 Lbs Capacity)
854483-35	Steel Shelf, M48 (45.94") x 15.74" TL (176 Lbs Capacity)
860787-35	Steel Shelf w/ Lip, M53x11.81" (110 Lbs Capacity) 0° or 20° Angle
860788-35	Steel Shelf w/ Lip, M53x15.74 (110 Lbs Capacity) 0° or 20° Angle
854481-35	Steel Shelf, M60 (57.75") x 11.81" TL (176 Lbs Capacity)
854484-35	Steel Shelf, M60 (57.75") x 15.74" TL (176 Lbs Capacity)
854482-35	Steel Shelf, M72 (69.80") x 11.81" TL (176 Lbs Capacity)
854485-35	Steel Shelf, M72 (69.80") x 15.74" TL (176 Lbs Capacity)

See pages 35 and 69 in Sovella's Full Line Catalog for additional Shelving options



### Extendable Shelves

Item No.	Configuration
92535002	Extendable shelf, M30, 15" x 28"
92535003	Extendable shelf, M36, 15" x 34"
92535005	"TowerLine" Extendable shelf, M48, 14.2" x 44.8"
92535006	"TowerLine" Extendable shelf, M60, 14.2" x 56.8"
92535007	"TowerLine" Extendable shelf, M72, 14.2" x 68.8"

Accessories con't.



**Drawers**

Item No.	Configuration
860395-35	Drawer unit, 1X5", 11" wide, 1 lock
860400-35	Drawer unit, 1X5", 14" wide, 1 lock
860060-35	Drawer unit, 2X5", 11" wide, 1 lock
860054-35	Drawer unit, 2X4.33", 13.78" wide, 1 lock
860972-35	Drawer and cabinet 1X5" drawer and 1X12" cabinet, 14" wide, 1 lock
60535001	Drawer unit 38, 2x3.94
60635104	Drawer unit 45/56-4, 1x3.94, 2x7.87
60635110	Drawer unit 45/56-10, 100% opening, w/o base, 2- 3.97" drawers & 11.81" file drawer
854463-35	Drawer attachment bracket kit, Concept Motor & Towerline

See page 49 in Sovella's Full Line Product catalog for additional series 45 drawer configurations.



**Monitor, LCD, CPU, and Keyboard Tray Accessories**

Item No.	Configuration
1) 861099-35	Holder extension for large arm, used with "TowerLine"
2) 93035002	LCD (flat screen) monitor arm, double articulating arm (for 75mm and 100mm hole pattern)
3) 860941-35	Keyboard tray, for LCD (flat screen) monitor holder, 19"
4) 860942-35	Keyboard and mouse tray, for LCD (flat screen) monitor holder, 24"
5) 92535001	Under surface keyboard shelf, 24.8" X 15.74"
6) 14-94235532	CPU holder Bar Clamp - mounts on spacer bar. Basic Upright Frame and TL Advantage Series
7) 860552-35	CPU leg mount


See pages 37 to 43 in Sovella's full line catalog for additional arm components and accessories.



**Color Stripes**

Color can be added to TowerLine Advantage product table legs with color accent stripes. There are two standard colors, blue and red.

Item Number	Size Inches	Color
E819285-00	72.83 x 3.14	blue
E819287-00	72.83 x 3.14	red



**Casters**

Item No.	Configuration
834734-00	4" caster set, non-esd
860429-00	4" caster set, esd
834733-00	Low profile caster set, non-esd
14-94235566	Low profile caster set, esd (not shown)

## CONTACT

### HEAD OFFICE

Treston Group  
Sorakatu 1  
20730 Turku  
Tel. 02 277 9000  
Fax 02 236 1140  
sales@trestongroup.com  
www.trestongroup.com

### FACTORY - FINLAND

Treston Oy  
Sorakatu 1  
20730 Turku  
Tel. 02 277 9000  
Fax 02 236 1140  
sales@trestongroup.com  
www.treston.fi

Sovella Oy  
PL 33  
40351 Jyväskylä  
Tel. 010 4469 11  
Fax 010 4469 290  
sales@trestongroup.com  
www.sovella.fi

### FACTORY - GERMANY

Treston Germany GmbH  
Profile Technology  
Sülkampweg 20  
32278 Kirchleengern  
Tel. +49 5223 18 02 70  
Fax +49 5223 18 02 72  
profiltechnik@trestongroup.com  
www.trestongroup.com

### BENELUX

Sovella Human Workspace BV  
Mechelaarstraat 17  
4903 RE Oosterhout  
Tel. +31 162 454 383  
Fax +31 162 434 712  
infoben@humanworkspace.nl  
www.humanworkspace.nl

### CHINA

Treston (Shanghai) Trading Co., Ltd.  
10D, Majesty Building  
No. 138, Pudong Avenue  
Shanghai 200120

Treston:  
Tel. +86 21 5835 2022  
+86 21 5835 2023  
Fax +86 21 6247 1838  
shanghai@treston.com  
www.treston.com.cn

Sovella:  
Tel. +86 21 6247 1808  
+86 21 6247 1828  
Fax +86 21 6247 1838  
saleschina@sovella.com  
www.sovella.cn

### FRANCE

Sovella SARL  
Z.A.C. de la Bonne Rencontre  
1, voie Gallo Romaine, Quincy-Voisins  
77334 Meaux Cedex  
Tel. +33 1 64 17 11 11  
Fax +33 1 64 17 11 10  
infofr@sovella.com  
www.sovella.fr

### GERMANY

Treston Germany GmbH  
Thomas-Mann-Str. 21  
22175 Hamburg  
Tel. +49 40 640 10 05  
Fax +49 40 64015 76  
info.de@trestongroup.com  
www.trestongroup.com

Treston Germany GmbH  
Branch Office  
Frankfurter Straße 101  
65479 Raunheim  
Tel. +49 6142 992 50  
Fax +49 6142 218 75  
mail.de@trestongroup.com  
www.trestongroup.com

### NORWAY

Industrial Furniture AS  
Stålfjæra 1  
0975 Oslo  
Tel. +47 22 25 05 00  
post@industrimobler.no  
www.industrimobler.no

### POLAND

Treston Sp. z o.o.  
Skwer ks. Kard.  
Wyszy skiego 5 lok.32  
01-015 Warszawa  
Tel. +48 22 862 99 55  
Fax +48 22 632 67 01  
info.pl@treston.com  
www.treston.pl  
www.sovella.com

### RUSSIA

Treston Group Russia LLC  
Saint Petersburg  
Tel. +7 812 997 9691  
www.treston.ru  
www.sovella.ru

### SWEDEN

Treston Group AB  
Tumstocksvägen 9 A  
187 66 Täby  
Tel. +46 8 511 791 60  
Fax +46 8 511 797 60  
info.se@treston.com  
www.treston.se

Treston Group AB  
Bultgatan 40  
442 40 Kungälv  
Tel. +46 31 23 33 05  
Fax +46 31 23 33 65  
info.se@treston.com  
www.treston.se

Sovella:  
Tel. +46 8 625 76 80  
info.se@sovella.com  
www.sovella.se

### GREAT BRITAIN

Treston Ltd  
Treston House  
5b Bone Lane, Newbury  
Berkshire, RG14 5SH  
Tel. +44 1635 521521  
Fax +44 1635 37452  
salesuk@treston.com  
info.uk@sovella.com  
www.trestonltd.co.uk  
www.sovella.co.uk

### USA

**Sovella Inc.**  
**156 Bluffs Court**  
**Canton, GA 30114**  
**Tel. +1 770 424 0004**  
**+1 800 437 6772**  
**Fax +1 770 424 8066**  
**infousa@sovella.com**  
**www.sovella.us**

## A long history in brief



Treston Group has a long history of professional furniture design and manufacturing, and more than three decades of experience in workplace development. Design and manufacturing plant located in Finland and Germany.

International sales network for local support and service anywhere in the world. We have offices in Europe, North America and Asia and more than 30 countries reaching a comprehensive network of selected dealers.

CONNECT with **Sovella Inc** on Social Media!



**Sovella**<sup>®</sup>  
WWW.SOVELLA.US