


English



» Curved Profiles

1/2013

 MayTec®



extremely strong

efficient

functional

The proven connection system!

The MayTec quick-connection system allows combination of all MayTec profiles in any way imaginable.

It carries same stability through out all four sides.

The connection allows:

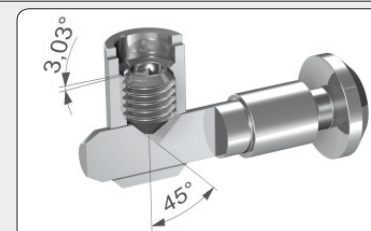
- easy machining
- quick assembly
- innumerable (dis)assemblies

The connection system is:

- complete
- stable
- functional

Vibration proof


The different direction angles of lead of thread and clamping cone prevent the loosening of the connection by vibration.




Curved profiles

For curved profiles the following data are needed:

- Profile (current conditions see table below)
- Position of profile ↗ 61
- Radius
- Direction ↗ 63
- Accuracy to size for profile elements and for profile functions



Position of profile



Function 'T- Nut'													Function 'threaded plate'													Function 'connector'																									
position of slot(s)													position of slot(s)													position of slot(s)													position of core hole(s)												
A	B	C	D	E	F	G	H	I	K	L	M	A	B	C	D	E	F	G	H	I	K	L	M	A	B	C	D	E	F	G	H	I	K	L	M	a	b	c	d	e	f	g	h								

The marking of the slots and core holes takes place in accordance with the marking for 'the profile machining' ↗ 1.1A

Article-No.	PG	Profile	min. inside-Ø
1.09.016040.14SP	16	16×40, 1E, SP	400
1.10.016040.14LP		16×40, 1F, LP	400
1.10.016040.14SP		16×40, 1F, SP	400
1.10.020020.21SP	20	20×20, 2H, soft, SP	700
1.10.020020.22SP		20×20, 2H, corner, SP	700
1.10.020020.23LP		20×20, 2H, LP	700
1.10.020020.33SP		20×20, 3H, SP	700
1.10.020020.43LP		20×20, 4H, LP	700
1.10.020020.43SP		20×20, 4H, SP	700
1.11.020010.14LP		20×10, 1F, LP	400
1.11.020030.14LP		20×30, 1F, LP	700
1.11.020030.24LP		20×30, 2F, LP	700
1.11.020030.24SP		20×30, 2F, SP	700
1.11.030030.03SP	30	30×30, 0F, SP	700
1.11.030030.13LP		30×30, 1F, LP	700
1.11.030030.13SP		30×30, 1F, SP	700
1.11.030030.22S		30×30, 2F, corner, S	700
1.11.030030.22SB		30×30, 2F, corner, SB	700
1.11.030030.22SBP		30×30, 2F, corner, SBP	700
1.11.030030.22L		30×30, 2F, corner, L	700
1.11.030030.22LP		30×30, 2F, corner, LP	700
1.11.030030.23L		30×30, 2F, L	700
1.11.030030.23LP		30×30, 2F, LP	700
1.11.030030.23SP		30×30, 2F, SP	700
1.11.030030.33S		30×30, 3F, S	700
1.11.030030.33L		30×30, 3F, L	700
1.11.030030.33LP		30×30, 3F, LP	700
1.11.030030.33SP		30×30, 3F, SP	700
1.11.030030.43S		30×30, 4F, S	700
1.11.030030.43L		30×30, 4F, L	700
1.11.030030.43LP		30×30, 4F, LP	700
1.11.030030.43SP		30×30, 4F, SP	700
1.11.030050.44S		30×50, 4F, S	700
1.11.030050.44L		30×50, 4F, L	700
1.11.030060.04SP		30×60, 0F, SP	700
1.11.030060.64L		30×60, 6F, L	700

Article-No.	PG	Profile	min. inside-Ø
1.11.030060.64LP	30	30×60, 6F, LP	700
1.11.030060.65S		30×60, 6F, S	700
1.11.030060.65SP		30×60, 6F, SP	700
1.11.030100.74SP		30×100, 5E, 2F, SP	700
1.11.030100.84SP		30×100, 8F, SP	700
1.11.030100.94SP		30×100, 9F, SP	700
1.11.030100.104SP		30×100, 10F, SP	700
1.11.040040.03SP	40	40×40, 0E, LP	700
1.11.040040.13LP		40×40, 1E, LP	700
1.11.040040.22S		40×40, 2E, corner, S	700
1.11.040040.22L		40×40, 2E, corner, L	700
1.11.040040.22LP		40×40, 2E, corner, LP	700
1.11.040040.22SP		40×40, 2E, corner, SP	700
1.11.040040.23L		40×40, 2E, L	700
1.11.040040.23LP		40×40, 2E, LP	700
1.11.040040.33S		40×40, 3E, S	700
1.11.040040.33L		40×40, 3E, L	700
1.11.040040.33LP		40×40, 3E, LP	700
1.11.040040.43S		40×40, 4E, S	700
1.11.040040.43L		40×40, 4E, L	700
1.11.040040.43LP		40×40, 4E, LP	700
1.11.040040.43SP		40×40, 4E, SP	700
1.11.040060.04LP		40×60, 0E, LP	700
1.11.040080.04LP		40×80, 0E, LP	700
1.11.040080.44L		40×80, 4E, L	700
1.11.040080.64L		40×80, 6E, L	700
1.11.040080.65S		40×80, 6E, S	700
1.11.040080.32LP		40×80, 3E, corner, LP	700
1.11.040080.44LP		40×80, 4E, LP	700
1.11.040080.44LBP		40×80, 4E, LBP	700
1.11.040080.54LP		40×80, 5E, LP	700
1.11.040080.64LP		40×80, 6E, LP	700
1.11.040080.64SP		40×80, 6E, SP	700
1.11.048R00.10SP		48, round, 1E, SP	1.500
1.11.048R00.20SP		48, round, 2E, SP	1.500
1.11.048R00.22SP		48, round, 2E, corner, SP	1.500

¹⁾ The references refer to the catalogue "The Profile System 1/2013 E"

The key ...

to success

extremely strong

efficient

functional

Australia

MayTec Australia P/L

Unit 8, 175 James Ruse Drive
Rosehill, NSW 2142

country code: +61
phone (0)2/98989929
fax (0)2/96384086
e-mail: info@maytec.com.au
<http://www.maytec.com.au>

Germany

MayTec Aluminium
Systemtechnik GmbH
Kopernikusstraße 20
D-85221 Dachau

country code: +49
phone (0)8131/3336-0
fax (0)8131/3336-119
e-mail: mail@maytec.de
<http://www.maytec.de>

USA

MayTec Inc.

901 Wesemann Drive
West Dundee, IL 60118

country code: +1
phone 847-429-0321
fax 847-429-0460
e-mail: mail@maytecinc.com
<http://www.maytecinc.com>

MayTec distributor